

The County of Santa Cruz

Integrated Community Health Center Commission

MEETING AGENDA

October 1, 2020 @ 11:00 am

MEETING LOCATION: ZOOM Meeting Dial - 1 669 900 9128: Meeting ID: 885 7832 3198
 or Teleconference Call Information - 831-454-2222: Code: 850702
 1080 Emeline Ave., Bldg. D, Santa Cruz, CA 95060

ORAL COMMUNICATIONS - Any person may address the Commission during its Oral Communications period. Presentations must not exceed three (3) minutes in length, and individuals may speak only once during Oral Communications. All Oral Communications must be directed to an item not listed on today's Agenda and must be within the jurisdiction of the Commission. Commission members will not take actions or respond immediately to any Oral Communications presented but may choose to follow up at a later time, either individually, or on a subsequent Commission Agenda.

1. Welcome/Introductions
2. Oral Communications
3. September 3, 2020 Meeting Minutes – Recommend for Approval
4. Meeting Calendar – Approval
5. Social Justice
6. Quality Management Committee Update
7. Financial Update
8. CEO/COVID-19 Update/ CZU Lightening Complex Fire Update

Action Items from Previous Meetings:

Action Item	Person(s) Responsible	Date Completed	Comments
Medication Management Therapy. Report back on this topic at the end of the year after the pilot is complete.	Raquel		
Bring to Quality Management Committee perhaps have a focus group or do a patient survey on diabetic supply access for our patients	Raquel		
Share information on care base incentives by clinics in future meetings.	Raquel		
Will patients get charged with well app (text platform)?	Raquel		
send out CV of potential Medical Director to commission members	Amy		

Next meeting: November 5, 2020 11:00 am- 1:00 pm

Meeting Location: ZOOM Meeting/Teleconference Call Information - 831-454-2222: Code: 850702
 1080 Emeline Ave., Bldg. D, Santa Cruz, CA 95060

The County of Santa Cruz Integrated Community Health Center Commission

Minute Taker: Mary Olivares

Minutes of the meeting held October 1, 2020

TELECOMMUNICATION MEETING: ZOOM Meeting - or call in number 831-454-2222: Meeting Code: 850702.

Attendance	
Christina Berberich	Chair
Caitlin Brune	Member at Large
Rahn Garcia	Member
Dinah Phillips	Member
Marco Martinez-Galarce	Member
Amy Peeler	County of Santa Cruz, Chief of Clinic Services
Raquel Ramirez Ruiz	County of Santa Cruz, Senior Health Services Manager
Julian Wren	Administrative Services Manager
Mary Olivares	Admin Aide
Meeting Commenced at 11:08 am and Concluded at 11:52 pm	
Excused/Absent:	
Absent: Gustavo Mendoza Excuse: Len Finocchio	
1. Welcome/Introductions	
2. Oral Communications:	
3. September 3, 2020 Meeting Minutes - Action item	
Review of September 3, 2020 Meeting Minutes - Recommended for Approval. Caitlin moved to accept minutes as submitted. Marco second, and the rest of the members present were all in favour.	
4. Meeting Calendar – Approval	
Review of Integrated Community Health Center Commission meeting calendar – Recommend for Approval. Marco moved to approve, Rahn second, and the rest of the members present were all in favour.	
5. Social Justice	
Amy reported the two other FQHC Salud Para la Gente and Santa Cruz Community Health Center Boards of Directors have initiated work around social justice, Salud Para la Gente’s Board developed guiding principles and defined what it means to be committed to being an anti-racist organization. It has identified staff that would serve on a diversity inclusion board and that staff would work together. Amy stated she put this on the agenda to see if there are ideas around this or if this is something commission could possibly do. Rahn stated he would like to do something consistent with the framework similar to other FQHC in Santa Cruz County. Caitlin stated she’s happy to contact folks from the other health centers.	
6. Quality Management Committee Update	
Raquel reported that they are generating patient reports on Diabetes Poor Control, Cervical Cancer Screenings, Hypertension, and Colorectal Cancer Screenings are distributed to our providers on a quarterly basis. The individualized reports are distributed in the first seven days of the month with a cover sheet from the Medical Director including improvement strategies. A question was asked from one of the commission members if there was a similar report for Mental Health and Behavioral Health concerns. Raquel stated at this time there is not but worth checking with QI team and hopefully in the next 2-3 months she can report back. Raquel also reported that the recovery team was working on making sure we have a respiratory clinic at each Health Center and that we have an ample stockpile of PPE supplies for Covid-19 related response. Lastly, Raquel reported that Clinics had received a grant for \$1.6 million from the California Department of Health Care Services. She stated the grant is for the Medical Assistant Treatment Program to help fund staffing as well as in-patient treatment for our patients. The grant cycle is two years.	
7. Financial Update	
Julian reported on the following reports: <ul style="list-style-type: none"> • Workqueue Activity Report – This report shows the efficiency of the business office over the last 13 weeks and that we are keeping up with the influx of patient visits. Julian stated part of the business office was exposed to a positive COVID-19 patient and a lot of the staff is working remotely as a result. 	

<ul style="list-style-type: none"> • Days in A/R Trend – This reported indicates how long it takes for us to get paid on our claims from chart closing to receiving funds from insurance. Our A/R days were at 95 days as of the end of August. • Days of Open Encounters - This report looks at all encounters and how long it takes the provider to close out charts. Our average days to close charts is 3.1 days. • Total Aging % of total - This shows how many of our unpaid claims are over 90 days, this report indicated 40.5% for us. • Annualized Encounters - This report shows encounters projecting we are going to be at 79,160 visits this fiscal yr. Julian also reported on the projection report for all clinics in general. He stated we are projecting to be lower than last year and that we will not be able to match fiscal year revenue of 18/19. Julian also stated that they are all working on different projects to make them more efficient in seeing patients safely to keep staff safe. Lastly Julian stated he is reviewing the adjustments that were done to identify the reason why and to see if there is anything that could have been done differently. Julian will report back to the commission.
8. CEO/COVID-19 Update
<p>Amy reported CZU fire is 100% contained and that the county has moved to recovery phase. There are about 1,000 people that are displaced from the CZU fires that are still staying in hotels. Amy also stated she has taken the role of Deputy Incident Commander for HSA. Amy also reported that our Biological Safety Cabinet was not working properly, and we had to start sending samples to Santa Clara. Amy reported on the terrible COVID-19 outbreak in the Watsonville retirement home, she stated two people have died. She also reported they had a great visit with a possible candidate for Medical Director, and that she was waiting to hear back from him soon. Lastly, Amy reported that they are in the process of hiring two Public Health Investigators and that they are in the process of holding flu clinics for employees to get them vaccinated for the up coming flu season.</p>
<p><i>Action items:</i></p> <ul style="list-style-type: none"> •

Next Meeting: November 5, 2020 11:00 am - 1:00 pm
 ZOOM Meeting: 1080 Emeline, Santa Cruz, CA

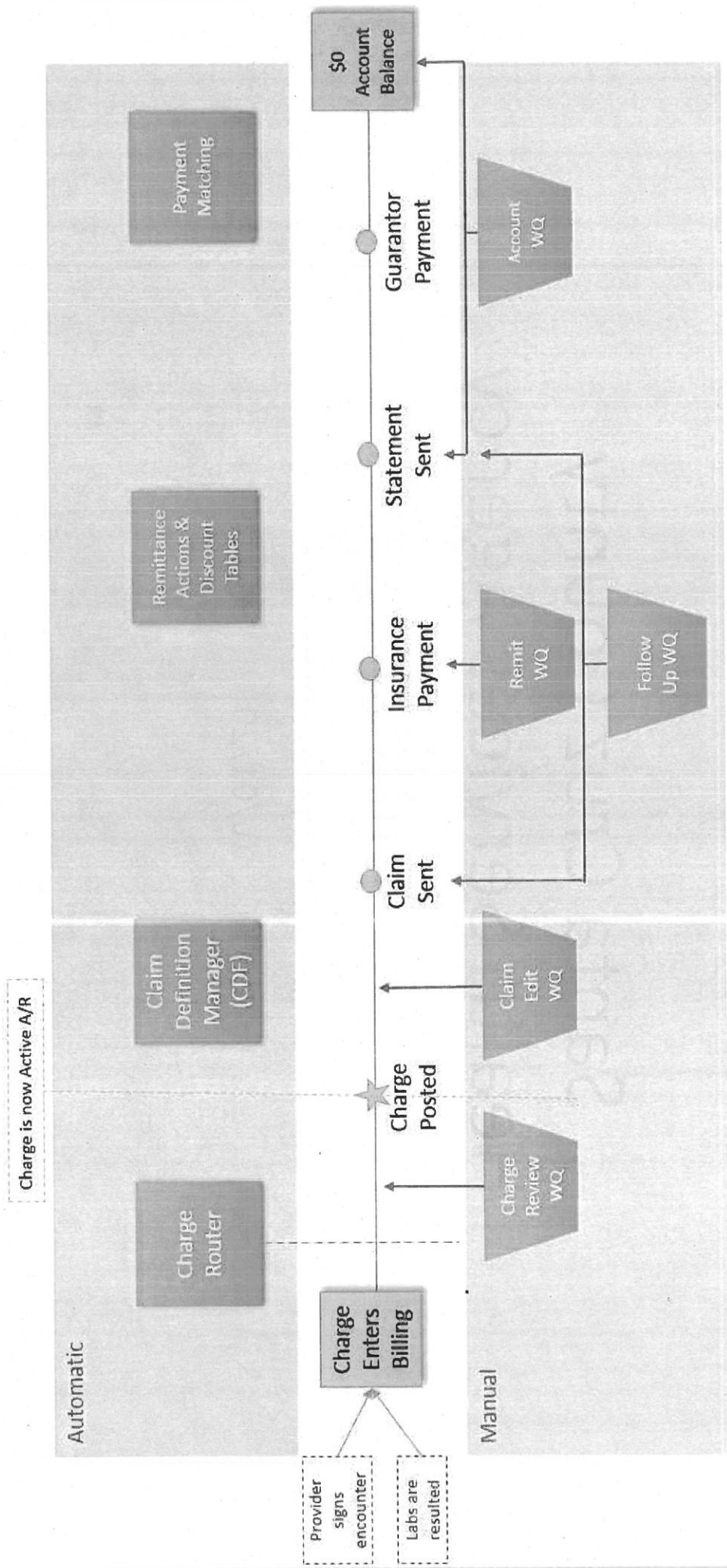
Minutes approved _____
 (Signature of Board Chair or Co-Chair)

____/____/____
 (Date)


Santa Cruz County Health Services Agency Clinics

Fiscal Presentation

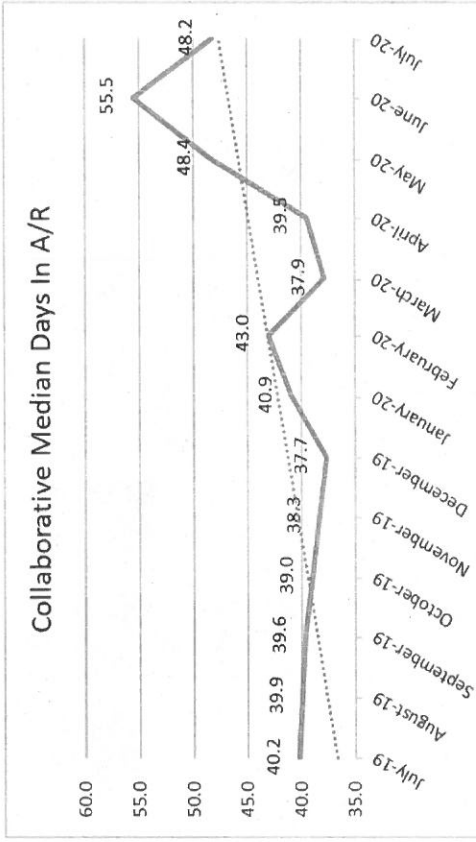

10/01/20



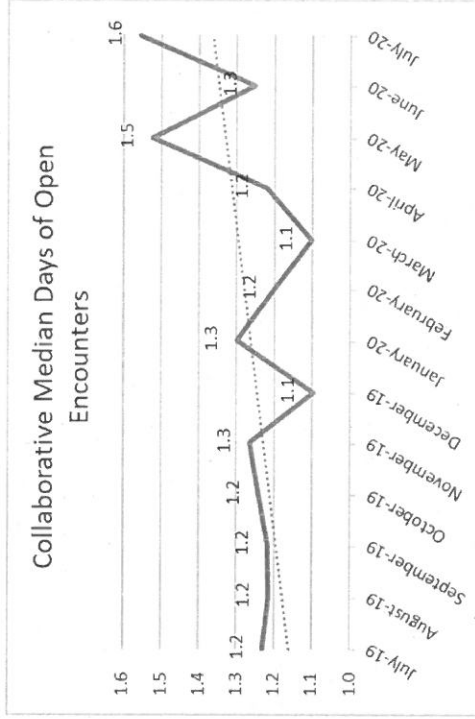

Workqueue Activity Report



Days in A/R trend



Days of Open Encounters

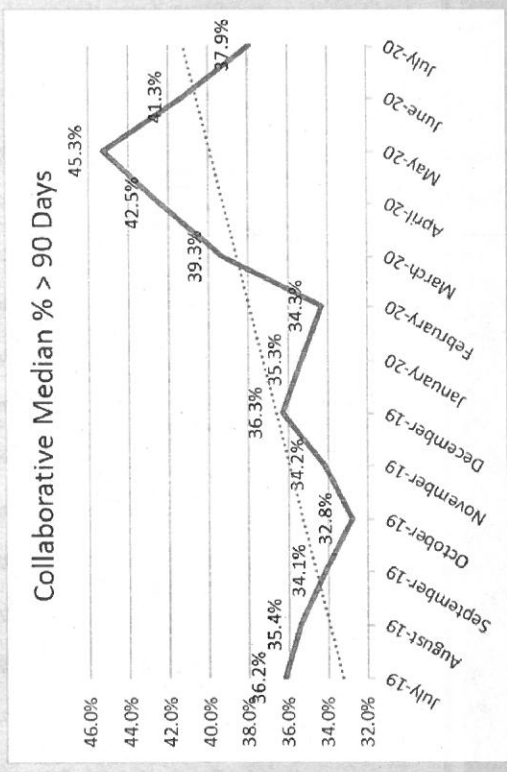
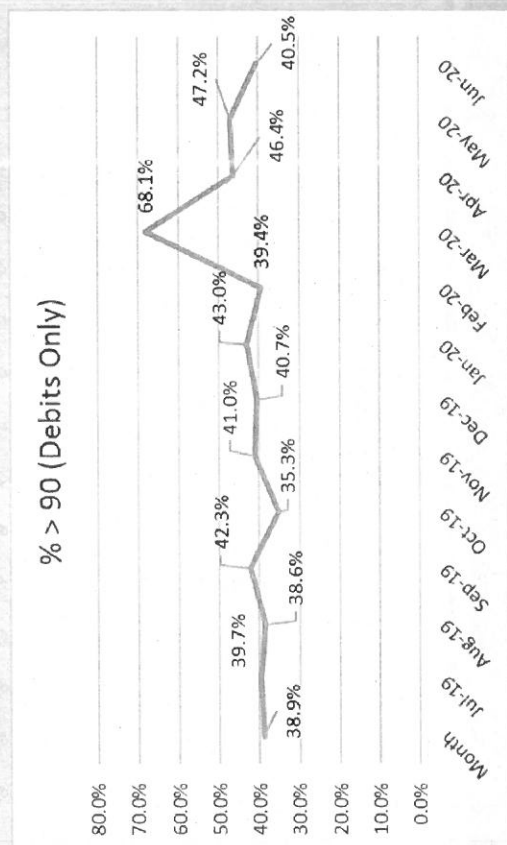


Dollars

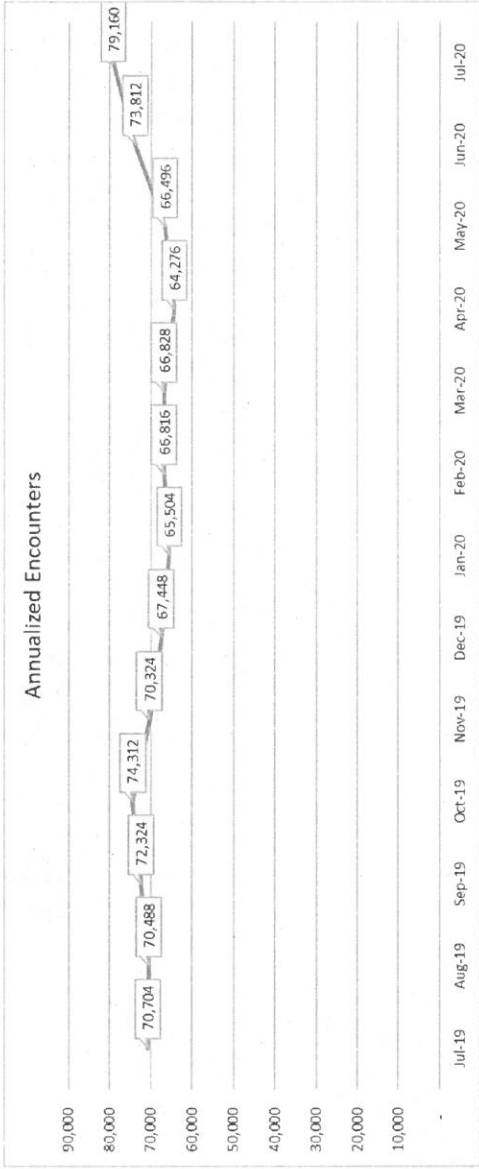
Percent

Scale (Dollars): Thousand ▾

Total Aging % of Total


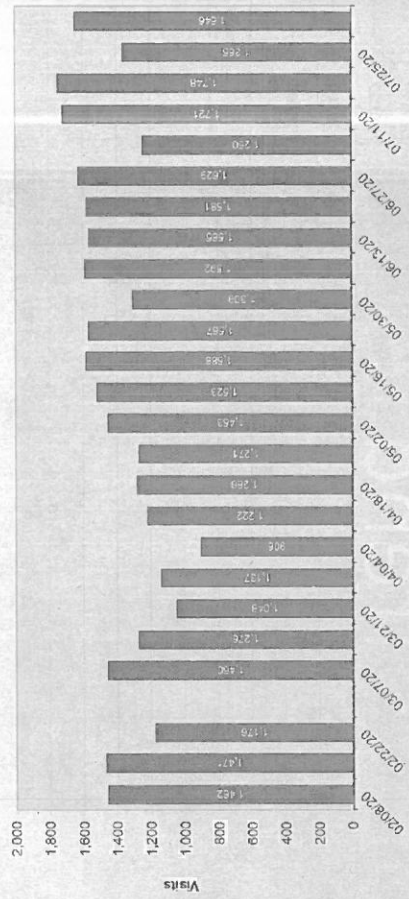


Encounter Trend



Visit Metrics

8/02/20
1,646 visits



Visit Volume: Weekly total of all arrived or completed appointments.

Projection Report (All)

Unit Counts and Total Net Charges by Department Group and Fiscal Posting Group - Projection Report

Post Dates through: 08/31/2020 (43 workdays)
All Departments

Post Group	FY 18-19			FY 19-20			FY 20-21		
	Units	Net Charges	%	Units	Net Charges	%	Units	Net Charges	%
MEDI-CAL	99,578	22,442,653	84.2%	75,835	19,974,802	86.9%	11,364	3,443,409	94.0%
MCA	1	0	0.0%	1	0	0.0%	0	0	0.0%
MEDICARE	15,652	2,820,949	10.6%	9,680	1,880,260	8.2%	1,633	88,074	2.4%
MEDI-CRUZ	3,473	361,396	1.4%	2,188	226,424	1.0%	31	2,662	0.1%
HPHP	1,583	203,858	0.8%	1,264	185,251	0.8%	190	23,006	0.6%
FES	348	56,887	0.2%	346	39,851	0.2%	24	2,645	0.1%
INTERFUND	122	8,768	0.0%	181	-6,223	0.0%	13	1,190	0.0%
MCWP	374	124,419	0.5%	335	120,049	0.5%	28	9,285	0.3%
MENTAL HLTH	452	146,277	0.5%	272	160,363	0.7%	25	23,485	0.6%
OTHER	11,267	472,809	1.8%	10,918	383,592	1.7%	1,792	64,570	1.8%
No Group Assigned	204	11,441	0.0%	428	-1,054	0.0%	119	4,335	0.1%
Totals:	133,054	26,644,457		101,448	22,993,314		15,219	3,662,660	
Less Reserve Amount:		295,008			691,071			72,234	
Actual Recognition:		26,349,449			22,302,243			3,590,426	

Post Group	Projected Units		Projected Charges	
	FY 18-19	FY 20-21	FY 18-19	FY 20-21
MEDI-CAL	225.38	263.40	19,939,741	19,939,741
MCA	0.00	0.00	0	0
MEDICARE	180.23	194.24	9,551	510,010
MEDI-CRUZ	104.06	103.48	181	15,415
HPHP	128.78	146.56	1,111	131,221
FES	163.47	172.98	140	15,314
INTERFUND	71.87	-34.38	76	6,893
MCWP	332.67	358.35	164	53,765
MENTAL HLTH	310.35	589.57	146	135,993
OTHER	42.05	36.05	10,481	373,903
No Group Assigned	56.08	-2.46	696	25,100
Totals:	200.25	226.65	21,209,355	418,285
Less Projected Reserve Amount:				20,791,070
Total Net Charges:				3,590,426

Projected Charges = Net Charges / Workdays * Total Workdays (2,090)
Projected Units = Units / Workdays * Total Workdays (plus extra 2% for second half of FY)

Post Group	Effective Per Unit Rates		
	FY 18-19	FY 19-20	FY 20-21
MEDI-CAL	225.38	263.40	303.01
MCA	0.00	0.00	0.00
MEDICARE	180.23	194.24	53.93
MEDI-CRUZ	104.06	103.48	85.87
HPHP	128.78	146.56	121.08
FES	163.47	172.98	110.19
INTERFUND	71.87	-34.38	91.57
MCWP	332.67	358.35	331.59
MENTAL HLTH	310.35	589.57	939.39
OTHER	42.05	36.05	36.03
No Group Assigned	56.08	-2.46	36.43
Totals:	200.25	226.65	240.66

Projection Report SCHC

Unit Counts and Total Net Charges by Department Group and Fiscal Posting Group - Projection Report

Post Dates through: 08/31/2020 (43 workdays)

Santa Cruz Health Center

Includes Epic Departments(s): SANTA CRUZ PHIL, SCZ CENTRAL BILLING, SCZ SC CLINIC, SCZ SC ORTHO CLINIC

FY 20-21

FY 19-20

FY 18-19

Post Group	FY 18-19			FY 19-20			FY 20-21		
	Units	Net Charges	%	Units	Net Charges	%	Units	Net Charges	%
MEDI-CAL	30,130	3,817,918	80.6%	19,813	3,591,407	82.8%	2,613	509,047	91.3%
MCA	1	0	0.0%	0	0	0.0%	0	0	0.0%
MEDICARE	5,362	543,011	11.5%	4,104	437,242	10.1%	612	12,133	2.2%
MEDI-CRUZ	819	68,444	1.4%	613	44,214	1.0%	7	643	0.1%
HPHP	309	21,755	0.5%	296	23,031	0.5%	52	4,217	0.8%
FES	276	37,184	0.8%	251	38,676	0.9%	15	1,046	0.2%
INTERFUND	92	7,697	0.2%	151	120,049	2.8%	28	9,283	1.7%
MCWP	374	124,419	2.6%	335	120,049	2.8%	28	9,283	1.7%
MENTAL HLTH	18	1,513	0.0%	92	1,592	0.0%	5	498	0.1%
OTHER	2,918	110,269	2.3%	2,504	89,263	2.1%	385	18,530	3.3%
No Group Assigned	71	2,747	0.1%	144	1,528	0.0%	36	991	0.2%
Totals:	40,370	4,734,957		28,303	4,339,435		3,764	557,496	
		Less Reserve Amount:			439,546			13,221	
		Actual Recognition:			3,899,869			544,275	

Projected Charges FY 20-21

Post Group	Projected Units	Projected Charges
MEDI-CAL	15,282	2,247,737
MCA	0	0
MEDICARE	3,579	70,240
MEDI-CRUZ	41	3,724
HPHP	304	24,421
FES	88	6,057
INTERFUND	64	6,407
MCWP	164	53,765
MENTAL HLTH	29	2,882
OTHER	2,252	107,301
No Group Assigned	211	5,739
Total Charges:		3,228,293
Less Projected Reserve Amount:		76,559
Total Net Charges:		3,151,734

Effective Per Unit Rates

Post Group	FY 18-19	FY 19-20	FY 20-21
MEDI-CAL	126.71	181.27	194.81
MCA	0.00	0.00	0.00
MEDICARE	101.27	106.54	19.83
MEDI-CRUZ	83.57	72.13	91.86
HPHP	70.41	77.81	81.10
FES	134.72	154.09	69.73
INTERFUND	81.66	-50.11	100.58
MCWP	332.67	358.35	331.59
MENTAL HLTH	84.06	17.30	99.54
OTHER	37.79	35.65	48.13
No Group Assigned	38.70	10.61	27.53
Totals:	117.29	153.32	148.11

Projected Charges = Net Charges / Workdays * Total Workdays (249.0)
 Projected Units = Units / Workdays * Total Workdays (plus extra 2% for second half of FY)

Projection Report (WHC)

Unit Counts and Total Net Charges by Department Group and Fiscal Posting Group - Projection Report

Post Dates through: 08/31/2020 (43 workdays)

Watsonville Health Center

Includes Epic Department(s): SCZ WMTS CLINIC, SCZ WMTS HOC CLINIC, WATSONVILLE PHIL

Post Group	FY 18-19		FY 19-20		FY 20-21	
	Units	Net Charges	Units	Net Charges	Units	Net Charges
MEDI-CAL	36,174	6,567,386	24,580	5,658,711	3,082	860,136
MEDICARE	3,499	681,517	3,121	521,051	330	10,413
MEDI-CRUIZ	2,889	282,859	1,720	177,728	24	2,230
HPHP	277	35,346	284	33,563	33	3,447
FEES	100	18,157	105	18,180	9	1,497
INTERFUND	35	1,372	35	1,875	2	84
MCWP	0	0	0	0	0	0
MENTAL HLTH	3	50	18	180	0	0
OTHER	6,373	298,063	6,539	313,212	958	30,711
No Group Assigned	26	1,015	178	811	62	1,348
Totals:	49,376	8,285,787	36,580	6,725,312	4,500	909,865
Less Reserve Amount:		63,649		151,892		9,403
Actual Recognition:		8,222,138		6,573,420		900,462

Post Group	Projected Units	Projected Charges
MEDI-CAL	18,025	4,980,790
MEDICARE	1,930	60,897
MEDI-CRUIZ	140	12,913
HPHP	193	19,958
FEES	53	8,666
INTERFUND	12	486
MCWP	0	0
MENTAL HLTH	0	0
OTHER	5,603	177,837
No Group Assigned	353	7,806
Total Charges:		5,268,753
Less Projected Reserve Amount:		54,450
Total Net Charges:		5,214,303

Projected Charges = Net Charges / Workdays * Total Workdays (249.0)
 Projected Units = Units / Workdays * Total Workdays (plus extra 25 for second half of FY)

Post Group	Effective Per Unit Rates		
	FY 18-19	FY 19-20	FY 20-21
MEDI-CAL	192.61	230.22	279.08
MEDICARE	194.78	166.95	31.55
MEDI-CRUIZ	97.91	103.33	92.92
HPHP	127.60	118.18	104.44
FEES	181.57	173.14	166.29
INTERFUND	39.21	53.59	42.00
MCWP	0.00	0.00	0.00
MENTAL HLTH	16.67	10.00	0.00
OTHER	46.77	47.90	32.06
No Group Assigned	39.05	4.55	21.74
Totals:	167.81	183.85	202.19

Projection Report (WHC Suite C)

Unit Counts and Total Net Charges by Department Group and Fiscal Posting Group - Projection Report

Post Dates through: 08/31/2020 (43 workdays)

Watsonville Dental Clinic

Includes Epic Department(s): SCZ WATS DENTAL CLINIC

FY 18-19

FY 19-20

FY 20-21

Post Group	Units	Net Charges	Units	Net Charges	Units	Net Charges
MEDI-CAL	6,606	2,385,108	5,375	1,973,916	1,052	389,547
MEDI-CRUIZ	4	0	2	0	0	0
HPHP	17	3,740	21	4,542	1	224
OTHER	341	1,110	355	-988	40	1,296
Totals:	6,968	2,389,959	5,753	1,977,570	1,093	391,068

Less Reserve Amount: 0

Actual Recognition: 2,389,959

1,977,570

0

391,068

Effective Per Unit Rates

Post Group	FY 18-19	FY 19-20	FY 20-21
MEDI-CAL	361.05	367.24	370.29
MEDI-CRUIZ	0.00	0.00	0.00
HPHP	220.00	221.05	224.40
OTHER	3.26	-2.78	32.41
Totals:	342.99	343.75	357.79

Projected Charges FY 20-21

Post Group	Projected Units	Projected Charges
MEDI-CAL	6,153	2,255,749
MEDI-CRUIZ	0	0
HPHP	6	1,299
OTHER	234	7,507
Total Charges:		2,264,555
Less Projected Reserve Amount:		0
Total Net Charges:		2,264,555

Projected Charges = Net Charges / Workdays * Total Workdays (249.0)

Projected Units = Units / Workdays * Total Workdays (plus extra 2% for second half of FY)

Projection Report (IBH)

Unit Counts and Total Net Charges by Department Group and Fiscal Posting Group - Projection Report

Post Dates through: 08/31/2020 (43 workdays)

Integrated Behavioral Health

Includes Epic Department(s): SCZ, SAITA, CRUZ IBH, SCZ, WATSONVILLE IBH, SCZ, HPHIP IBH

Post Group	FY 18-19			FY 19-20			FY 20-21					
	Units	Net Charges		Units	Net Charges		Units	Net Charges				
MEDI-CAL	8,210	58.9%	3,081,645	89.3%	8,088	71.5%	3,044,545	89.6%	1,516	83.6%	500,194	98.6%
MEDICARE	4,708	33.8%	327,987	9.3%	2,063	18.2%	285,556	8.4%	92	5.1%	-773	-0.2%
MEDI-CRUZ	86	0.6%	9,348	0.3%	31	0.3%	4,482	0.1%	0	0.0%	-211	0.0%
HPHP	20	0.1%	2,729	0.1%	213	1.9%	23,708	0.7%	41	2.3%	3,424	0.7%
FES	12	0.1%	1,546	0.0%	23	0.2%	2,995	0.1%	0	0.0%	102	0.0%
INTERFUND	0	0.0%	-203	0.0%	0	0.0%	0	0.0%	0	0.0%	0	0.0%
ACWP	0	0.0%	0	0.0%	0	0.0%	0	0.0%	0	0.0%	0	0.0%
MENTAL HLTH	0	0.0%	0	0.0%	0	0.0%	0	0.0%	0	0.0%	0	0.0%
OTHER	908	6.5%	26,796	0.8%	887	7.8%	35,079	1.0%	165	9.1%	4,877	1.0%
No Group Assigned	0	0.0%	0	0.0%	6	0.1%	1,849	0.1%	0	0.0%	-112	0.0%
Totals:	13,944		3,450,447		11,313		3,398,173		1,814		507,501	
Less Reserve Amount:			0				0				0	
Actual Recognition:			3,450,447				3,398,173				507,501	

Post Group	Projected Charges FY 20-21	
	Projected Units	Projected Charges
MEDI-CAL	8,866	2,894,471
MEDICARE	538	-4,475
MEDI-CRUZ	0	-1,222
HPHP	240	19,827
FES	0	591
INTERFUND	0	0
ACWP	0	0
MENTAL HLTH	0	0
OTHER	965	28,241
No Group Assigned	0	-646
Total Charges:		2,938,787
Less Projected Reserve Amount:		0
Total Net Charges:		2,938,787

Post Group	Effective Per Unit Rates		
	FY 18-19	FY 19-20	FY 20-21
MEDI-CAL	375.35	376.43	329.94
MEDICARE	69.67	138.42	-8.40
MEDI-CRUZ	115.67	135.82	0.00
HPHP	136.45	111.30	83.51
FES	128.83	130.22	0.00
INTERFUND	0.00	0.00	0.00
ACWP	0.00	0.00	0.00
MENTAL HLTH	0.00	0.00	0.00
OTHER	29.51	39.50	29.36
No Group Assigned	0.00	308.08	0.00
Totals:	247.45	300.38	279.77


Projected Charges = Net Charges / Workdays * Total Workdays (249.0)
 Projected Units = Units / Workdays * Total Workdays (plus extra 2% for second half of FY)

Data References

- Epic Revenue Management Report
- HSA Projection Report
- Revenue Cycle Scorecard (Trending)
- Revenue Cycle Scorecard (July 2020)

Quality Management Report

October 1, 2020



Quality Management Committee

- Distribute patient reports to each clinician with those that are due or overdue for screenings.
- The individualized reports will be distributed in the first seven days of the month with a cover sheet from the Medical Director including improvement strategies.

		Family Practice Clinicians	Peds Clinicians
1st Month in the QTR	Jan, April, July, Oct	Diabetes Poor Control & Cervical Cancer Screenings	Diabetes Poor Control & Overdue Childhood IZs
2nd Month in the QTR	Feb, May, Aug, Nov	Diabetes Poor Control & Hypertension	Diabetes Poor Control & Overdue Childhood IZs
3rd Month in the QTR	March, June, Sept, Dec	Diabetes Poor Control & Colorectal Cancer Screenings	Diabetes Poor Control & Overdue Childhood IZs

COVID-19 Recovery Team Meeting

- Respiratory clinics
- PPE Stockpile





New grant award: State Opioid Response 2 (SOR 2)

- ▶ California Department of Health Care Services funded by the DHCS Medication Assisted Treatment Expansion Project
- ▶ Administrative Entity: Advocates for Human Potential , Inc.
- ▶ Awarded: \$1,632,000.
- ▶ Funding MAT Staff and In-patient treatment for our patients
- ▶ Funding Period: September 30, 2020 through September 29, 2022

Meeting Calendar

Board meetings are scheduled one year in advance, the board presents a new calendar for approval. At that time the board may confirm or modify the meeting schedule for the current calendar year.

Once a calendar is submitted and approved, every effort is made to adhere to the dates. Occasionally, however, board meetings must be shifted to accommodate unexpected complications. When that happens, every effort is made to notify all interested parties well in advance.

July 2020 to June 2021 - Meeting Schedule

First Thursday of the Month

Date:	Time:	Location:
July 2 nd , 2020	11:00am – 1:00pm	ZOOM Meeting Dial 1-669-900-9128 Meeting ID: 885 7832 3198 Teleconference Call # 831-454-2222 – Code: 850702
August 6 th , 2020	11:00am – 1:00pm	ZOOM Meeting Dial 1-669-900-9128 Meeting ID: 885 7832 3198 Teleconference Call # 831-454-2222 – Code: 850702
September 3 rd , 2020	11:00am – 1:00pm	ZOOM Meeting Dial 1-669-900-9128 Meeting ID: 885 7832 3198 Teleconference Call # 831-454-2222 – Code: 850702
October 1 st , 2020	11:00am – 1:00pm	ZOOM Meeting Dial 1-669-900-9128 Meeting ID: 885 7832 3198 Teleconference Call # 831-454-2222 – Code: 850702
November 5 th , 2020	11:00am – 1:00pm	ZOOM Meeting Dial 1-669-900-9128 Meeting ID: 885 7832 3198 Teleconference Call # 831-454-2222 – Code: 850702
December 3 rd , 2020	11:00am – 1:00pm	ZOOM Meeting Dial 1-669-900-9128 Meeting ID: 885 7832 3198 Teleconference Call # 831-454-2222 – Code: 850702
January 7 th , 2021	11:00am – 1:00pm	ZOOM Meeting Dial 1-669-900-9128 Meeting ID: 885 7832 3198 Teleconference Call # 831-454-2222 – Code: 850702

February 4 th , 2021	11:00am – 1:00pm	ZOOM Meeting Dial 1-669-900-9128 Meeting ID: 885 7832 3198 Teleconference Call # 831-454-2222 – Code: 850702
March 4 th , 2021	11:00am – 1:00pm	ZOOM Meeting Dial 1-669-900-9128 Meeting ID: 885 7832 3198 Teleconference Call # 831-454-2222 – Code: 850702
April 1 st , 2021	11:00am – 1:00pm	ZOOM Meeting Dial 1-669-900-9128 Meeting ID: 885 7832 3198 Teleconference Call # 831-454-2222 – Code: 850702
May 6 th , 2021	11:00am – 1:00pm	ZOOM Meeting Dial 1-669-900-9128 Meeting ID: 885 7832 3198 Teleconference Call # 831-454-2222 – Code: 850702
June 3 rd , 2021	11:00am – 1:00pm	ZOOM Meeting Dial 1-669-900-9128 Meeting ID: 885 7832 3198 Teleconference Call # 831-454-2222 – Code: 850702

Update: 6/2/20