

Don't Get Caught in the Dark

Bicycle Lights are Required by Law.

Be visible!

- White Front Headlight
- Rear Red Reflector
(Red light not "required" by law, but it's a good idea.)
- Pedal & Spoke/side reflectors or reflective pant strap



More Bicycle Safety information
www.sctrfficsafety.org

MISSION STREET SAFETY CAMPAIGN PARTNERS:

California Highway Patrol
City of Santa Cruz Public Works Department
City of Santa Cruz Police Department
Assembly Member John Laird's Office
County of Santa Cruz Health Services Agency
Community Traffic Safety Coalition
Graniterock
Santa Cruz Bicycle Industry Coalition
Santa Cruz County Regional Transportation Commission
Santa Cruz Metro Transit District
Ecology Action
Caltrans
People Power
UCSC TAPS

CAMPAIGN SPONSORS:

New Leaf Community Markets
Ristorante Avanti & Kelly's French Bakery
Dominican Medical Foundation
CEMEX
Alegre Trucking
Conti Materials Inc.
Reliable Trucking
Royal Trucking
Santa Cruz County Cycling Club
Graniterock
UCSC TAPS

Graphics provided by
SFMTA and SF Bicycle Coalition



www.ecoact.org



Cyclists: Trucks Can't See You **HERE**



Sharing The Road Safely with Trucks & Buses

Practical Guidelines for Safely Sharing the Road with Big Trucks and Buses:

#1

Don't Pass Trucks and Buses on the Right

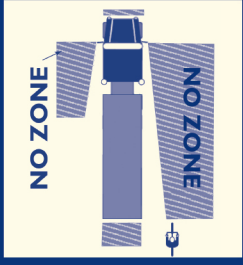
If bicycling behind a truck, stay well back. Don't attempt to pass on the right, especially at intersections. Always keep a good distance from trucks' wheels.



#2

Stay out of a Truck's "No Zones"

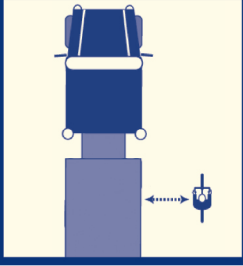
Truck drivers are scanning the road ahead of them and have a hard time seeing other road users in the no-zones. So play it safe and stay out of a truck's no zone.



#3

Leave Space

Keep a safe distance when you are being passed by a truck. Five to ten feet is recommended. Don't try and squeeze by a truck on either side.



#4

Bikes in Lane

Bicyclists may occupy the full traffic lane when:

- riding on a narrow roadway
- avoiding doors of parked vehicles
- merging across lanes to make a left turn
- overtaking and passing another cyclist
- avoiding obstacles and debris



#5

Be Visible

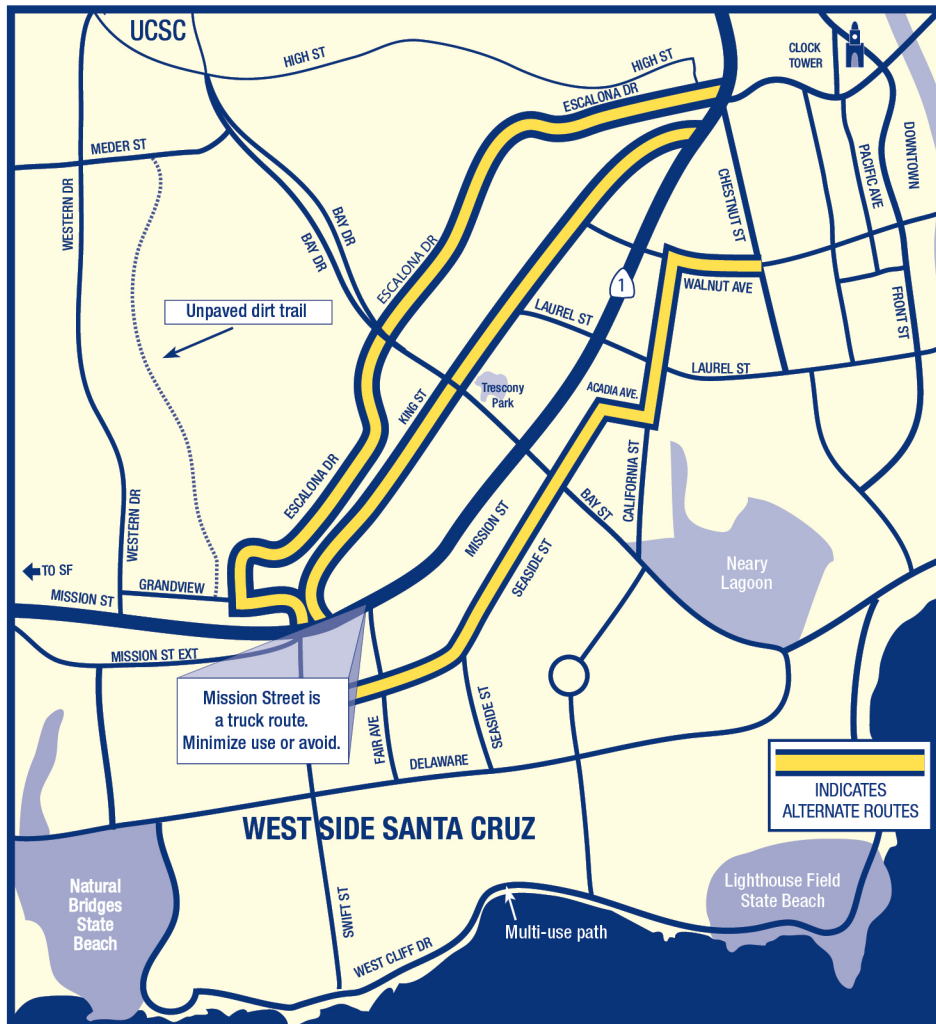
Wear bright colors and position yourself where other road users can see you. Eye contact with drivers is also a good way to help ensure you are seen.



#6

Ride Legally and Predictably

Obey traffic laws such as stopping at stop signs and red lights. Ride predictably so other road users know where you are going. Use hand signals and ride with the flow of traffic.



Safer Bicycle Routes Along the Mission Street Travel Corridor

Bicyclists have a legal right to ride on all roadways, except where prohibited on certain sections of freeways, but some roads are more risky than others. Mission Street in Santa Cruz is a major trucking route with fast moving traffic. This busy road also has narrow travel lanes and no bike lanes. It is best to minimize or avoid biking on Mission Street. Use alternate routes such as King, Escalona, California, or Seaside Streets/Avenues. Many Mission Street businesses are bicycle accessible by side streets to Mission Street.

ALTERNATE ROUTES:

King Street
Escalona Drive
California St./Acadia Ave./Seaside Ave.
More detailed map at

<http://www.sccrtc.org/bikemap.html>